



WIKIPEDIA
The Free Encyclopedia

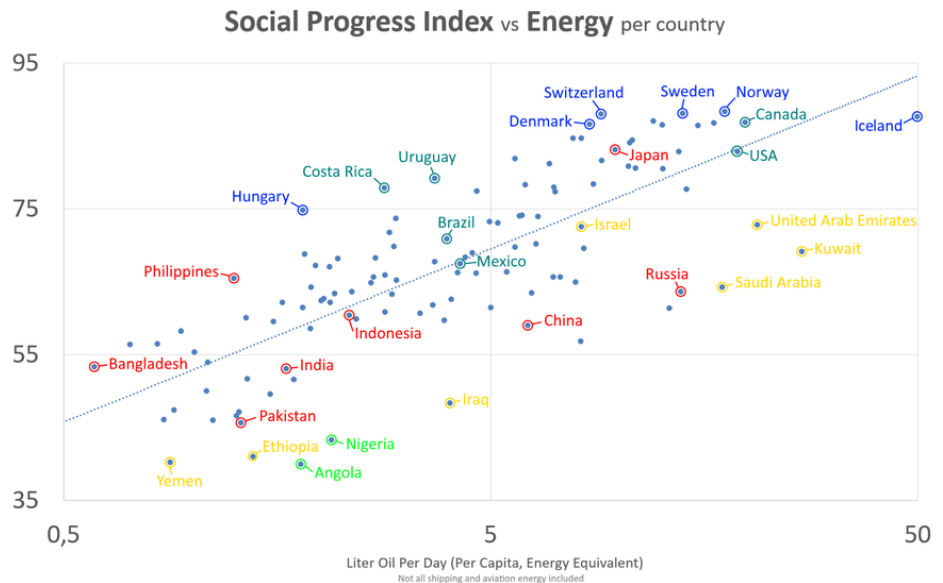
List of countries by energy consumption per capita

This is a **list of countries** by total energy consumption per capita. This is not the consumption of end-users but all energy needed as input to produce fuel and electricity for end-users. It is known as total primary energy supply (TPES), a term used to indicate the sum of production and imports subtracting exports and storage changes (see also Worldwide energy supply). Numbers are from The World Bank - World Development Indicators.^[1]

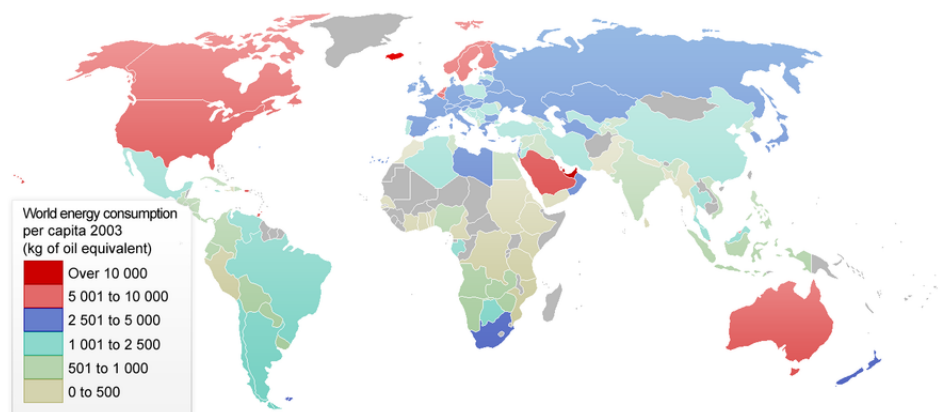
The data are given in kilograms of oil equivalent per year, and gigajoules per year, and in watts, as average equivalent power.

Notes on conversions

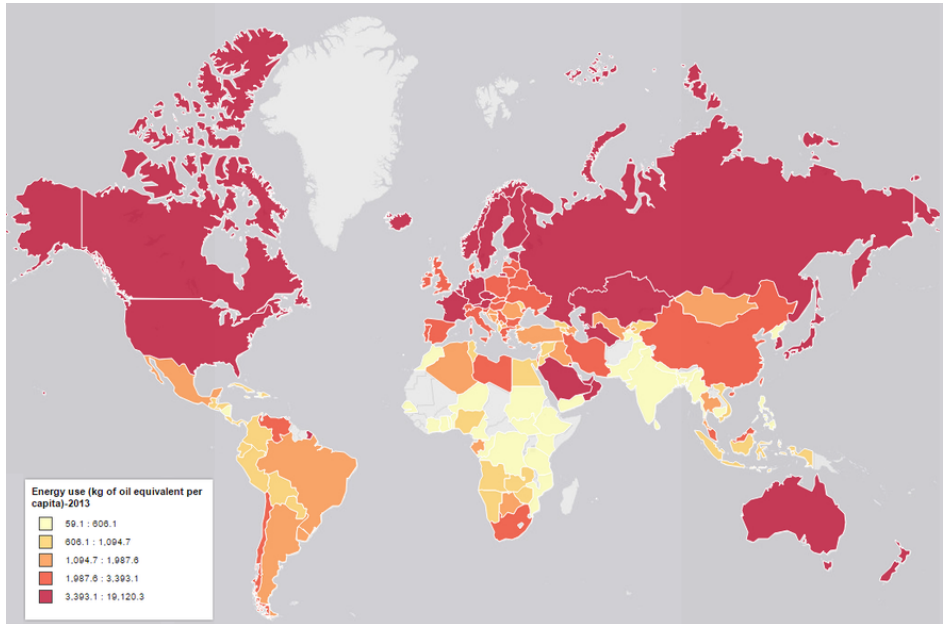
- 1 kg of oil equivalent (kgoe) = 11.63 kWh or 1 kWh = 0.08598 kgoe^[2]
- 1000 kgoe = 42 GJ
- 1 GJ/a = 31.7 W average
- 1 W average = 8.76 kWh per year (365 × 24 Wh per year)



Social Progress Index vs Energy Use per capita. List of countries by Social Progress Index.



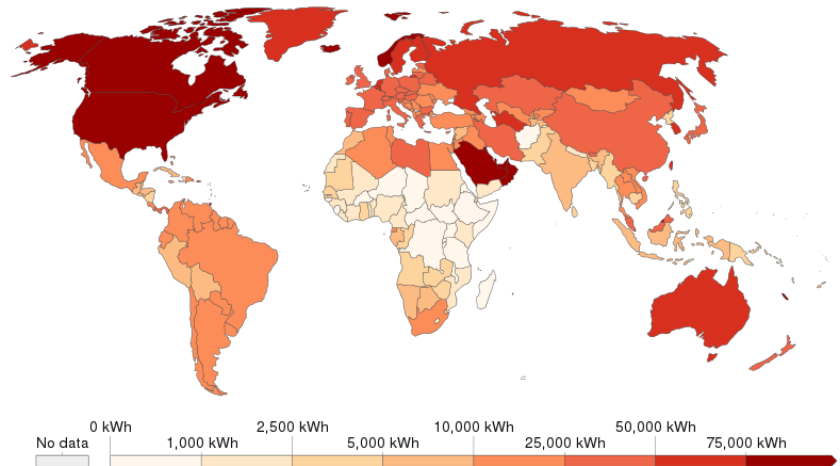
World energy consumption per capita based on 2003 data from the International Energy Agency.



World energy consumption per capita based on 2013 data from the World Bank^[1]

Energy use per person, 2021

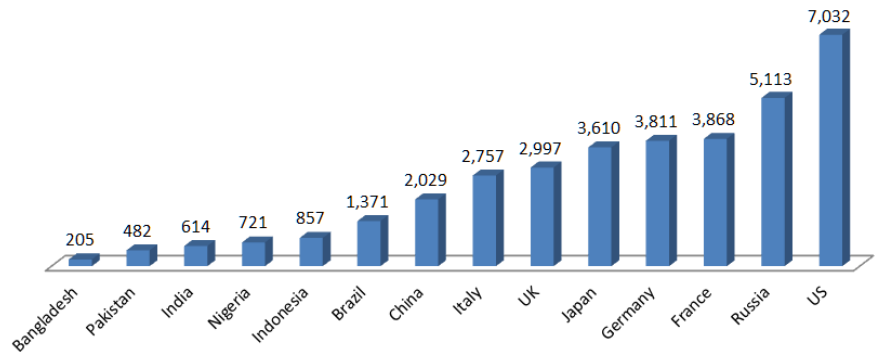
Energy use not only includes electricity, but also other areas of consumption including transport, heating and cooking.



Source: Our World in Data based on BP & Shift Data Portal
Note: Energy refers to primary energy – the energy input before the transformation to forms of energy for end-use (such as electricity or petrol for transport).

World energy consumption per capita based on 2021 data

Energy Use per Capita



The World Bank: Kilograms of oil equivalent (2011)

Earth lights (green channel) vs population density (red channel)

Total energy consumption per capita

Country/Territory	2003 ^[3]			2013 ^[1]			2014 ^[1]
	<u>kgoe/a</u>	<u>GJ/a</u>	<u>W</u>	<u>kgoe/a</u>	<u>GJ/a</u>	<u>W</u>	<u>kgoe/a</u>
<input type="checkbox"/> <u>Afghanistan</u> ^[4]	90	3.78	119.8				
<input type="checkbox"/> <u>Albania</u>	648.3	27.23	863.2	800.6	33.62	1065.9	
<input type="checkbox"/> <u>Algeria</u>	1138.2	47.81	1515.5	1246.0	52.33	1658.9	
<input type="checkbox"/> <u>Angola</u>	716.5	30.09	953.9	654.9	27.51	871.9	
<input type="checkbox"/> <u>Argentina</u>	1846.8	77.57	2458.9	1894.6	79.57	2522.5	
<input type="checkbox"/> <u>Armenia</u>	790.8	33.22	1052.9	969.3	40.71	1290.5	

<input type="checkbox"/> Australia	5593.2	234.92	7446.8	5586.3	234.63	7437.7	5484.7
<input type="checkbox"/> Austria	4033.6	169.41	5370.3	3917.8	164.55	5216.2	3754.1
<input type="checkbox"/> Azerbaijan	1307.5	54.91	1740.8	1474.0	61.91	1962.5	
<input type="checkbox"/> Bahrain	7753.7	325.65	10323.2	10171.7	427.21	13542.6	
<input type="checkbox"/> Bangladesh	208.8	8.77	278.1	215.5	9.05	286.9	
<input type="checkbox"/> Belarus	2922.0	122.73	3890.4	2881.5	121.02	3836.4	
<input type="checkbox"/> Belgium	5585.6	234.59	7436.6	5039.0	211.64	6708.9	4810.3
<input type="checkbox"/> Benin	412.8	17.34	549.6	393.4	16.52	523.8	
<input type="checkbox"/> Bolivia	737.4	30.97	981.7	785.5	32.99	1045.8	
<input type="checkbox"/> Bosnia and Herzegovina	1703.4	71.54	2267.9	1688.0	70.89	2247.4	
<input type="checkbox"/> Botswana	1127.8	47.37	1501.6	1098.4	46.13	1462.4	
<input type="checkbox"/> Brazil	1362.5	57.23	1814.1	1437.8	60.39	1914.3	
<input type="checkbox"/> Brunei Darussalam	8308.4	348.95	11061.9	7392.9	310.50	9842.9	
<input type="checkbox"/> Bulgaria	2370.1	99.55	3155.6	2327.4	97.75	3098.7	
<input type="checkbox"/> Cambodia	355.4	14.93	473.1	396.2	16.64	527.5	
<input type="checkbox"/> Cameroon	362.7	15.23	482.9	330.7	13.89	440.3	
<input type="checkbox"/> Canada	7379.6	309.94	9825.2	7202.2	302.49	9589.0	7247.2
<input type="checkbox"/> Chile	1806.7	75.88	2405.5	2201.2	92.45	2930.6	2186.6
<input type="checkbox"/> China	1806.8	75.88	2405.5	2226.3	93.50	2964.1	
<input type="checkbox"/> Colombia	696.3	29.24	927.1	668.5	28.08	890.0	
<input type="checkbox"/> Congo, Dem. Rep.	360.2	15.13	479.5	292.3	12.28	389.1	
<input type="checkbox"/> Congo, Rep.	363.5	15.27	483.9	555.8	23.34	740.0	
<input type="checkbox"/> Costa Rica	997.8	41.91	1328.5	1029.0	43.22	1370.0	
<input type="checkbox"/> Cote d'Ivoire	484.9	20.37	645.6	605.3	25.42	805.9	
<input type="checkbox"/> Croatia	1931.9	81.14	2572.2	1813.9	76.19	2415.1	
<input type="checkbox"/> Cuba	975.3	40.96	1298.5	1030.9	43.30	1372.5	
<input type="checkbox"/> Cyprus	2215.2	93.04	2949.3	1691.1	71.03	2251.5	
<input type="checkbox"/> Czech Republic	4192.8	176.10	5582.3	3989.9	167.58	5312.2	3945.3
<input type="checkbox"/> Denmark	3470.4	145.76	4620.5	3107.1	130.50	4136.9	2903.7
<input type="checkbox"/> Dominican Republic	840.0	35.28	1118.4	731.3	30.72	973.7	

 Ecuador	836.3	35.12	1113.5	979.8	41.15	1304.4	
 Egypt	903.1	37.93	1202.4	885.0	37.17	1178.3	
 El Salvador	676.9	28.43	901.2	693.4	29.12	923.3	
 Eritrea	141.7	5.95	188.7				
 Estonia	4154.5	174.49	5531.3	4623.3	194.18	6155.4	4599.7
 Ethiopia	400.3	16.81	532.9	507.0	21.29	675.0	
 Finland	6787.2	285.06	9036.5	6074.7	255.14	8087.9	6266.9
 France	4030.5	169.28	5366.2	3839.9	161.27	5112.4	3641.1
 Gabon	1417.6	59.54	1887.4	1434.9	60.27	1910.4	
 Georgia	700.3	29.41	3142.8	1032.1	43.35	1374.2	
 Germany	4003.3	168.14	5329.9	3867.6	162.44	5149.4	3749.1
 Ghana	382.2	16.05	508.9	343.6	14.43	457.5	
 Greece	2440.5	102.50	3249.3	2134.1	89.63	2841.3	2061.4
 Guatemala	712.8	29.94	949.0	767.6	32.24	1022	
 Haiti	229.0	9.62	304.9	393.2	16.51	523.5	
 Honduras	600.9	25.24	800.1	662.4	27.82	882	
 Hong Kong	1951.3	81.96	2598.0	1938.4	81.41	2580.7	
 Hungary	2566.7	107.80	3417.3	2280.4	95.78	3036.1	2292.3
 Iceland	16882.5	709.06	22477.4	18177.3	763.44	24201.2	17583.6
 India	565.6	23.76	753.1	606.1	25.45	806.9	
 Indonesia	866.5	36.39	1153.7	850.2	35.71	1132	
 Iran, Islamic Rep.	2816.8	118.30	3750.2	2960.4	124.34	3941.5	
 Iraq	1180.3	49.57	1571.4	1466.6	61.6	1952.6	
 Ireland	3217.7	135.14	4284.0	2840.2	119.29	3781.4	2766.6
 Israel	3005.4	126.23	4001.3	2970.8	124.77	3955.3	2849.5
 Italy	2814.6	118.21	3747.4	2579.5	108.34	3434.3	2405.5
 Jamaica	1130.2	47.47	1504.7	1083.6	45.51	1442.7	
 Japan	3898.4	163.73	5190.3	3570.4	149.96	4753.7	3470.2
 Jordan	1191.4	50.04	1586.2	1071	44.98	1426	
 Kazakhstan	4595.1	193.00	6118.0	4786.7	201.04	6373	

 Kenya	482.9	20.28	642.9	491.7	20.65	654.7	
 North Korea	761.2	31.97	1013.4	580.6	24.38	773	
 South Korea	5059.9	212.52	6736.8	5253.5	220.65	6994.5	5262
 Kosovo ^[5]	1372.1	57.63	1826.9	1296.7	54.46	1726.4	
 Kuwait	12204.3	512.58	16248.8	9757.4	409.81	12991.1	
 Kyrgyzstan	535.6	22.50	713.2	690.4	29	919.2	
 Latvia	1971.3	82.79	2624.6	2159.2	90.69	2874.8	
 Lebanon	1526.1	64.10	2031.8	1337.2	56.16	1780.3	
 Libya	3013.0	126.54	4011.5	2711.3	113.87	3609.8	
 Lithuania	2107.0	88.49	2805.2	2356.6	98.98	3137.6	
 Luxembourg	8342.5	350.39	11107.3	7310.3	307.03	9732.9	6812.2
 Macedonia	1402.3	58.90	1867.0	1349.5	56.68	1796.7	
 Malaysia	2557.8	107.43	3405.5	3019.8	126.83	4020.6	
 Malta	2012.9	84.54	2680.0	3019.8	126.83	4020.6	
 Mexico	1570.3	65.95	2090.8	1545.8	64.92	2058	1510.1
 Moldova	730.7	30.69	972.8	862.7	36.23	1148.5	
 Mongolia	1188.7	49.92	1582.6	1826.5	76.71	2431.7	
 Montenegro	1303.5	54.75	1735.5	1651.3	69.35	2198.5	
 Morocco	516.7	21.70	687.9	564.4	23.7	751.4	
 Mozambique	436.0	18.31	580.5	407.4	17.11	542.4	
 Myanmar	291.8	12.26	388.6	312.8	13.14	416.4	
 Namibia	702.5	29.50	935.3	742.3	31.18	988.4	
 Nepal	341.1	14.32	454.1	369.7	15.53	492.2	
 Netherlands	5021.0	210.88	6685.0	4605.4	193.43	6131.7	4289.4
 New Zealand	4166.4	174.99	5547.2	4391.6	184.45	5846.9	4454.7
 Nicaragua	542.0	22.76	721.6	593.7	24.93	790.4	
 Nigeria	713.6	29.97	950.1	773	32.47	1029.2	
 Norway	6637.4	278.77	8837.0	6438.8	270.43	8572.6	5854
 Oman	7187.7	301.88	9569.7	6232.5	261.76	8297.9	
 Pakistan	487.3	20.47	648.8	474.9	19.94	632.2	

 Panama	1072.7	45.05	1428.2	1057.5	44.41	1407.9	
 Paraguay	741.9	31.16	987.7	764.1	32.09	1017.4	
 Peru	667.1	28.02	888.2	708.3	29.75	943.1	
 Philippines	434.0	18.23	577.8	457.1	19.2	608.6	
 Poland	2657.0	111.59	3537.5	2565.4	107.75	3415.6	2495.8
 Portugal	2213.1	92.95	2946.5	2082.8	87.48	2773.1	2028.1
 Qatar	12799.4	537.58	17041.2	19120.3	803.05	25456.8	
 Romania	1632.2	68.55	2173.1	1592.1	66.87	2119.8	
 Russia	4943.1	207.61	6581.2	5093.1	213.91	6780.9	
 Saudi Arabia	6167.9	259.05	8212.0	6363.4	267.26	8472.2	
 Senegal	272.0	11.42	362.1	261	10.96	347.5	
 Serbia	2141.0	89.92	2850.5	2078.5	87.3	2767.3	
 Singapore	6455.7	271.14	8595.2	4833.4	203	6435.2	
 Slovakia	3280.5	137.78	4367.6	3178.3	133.49	4231.6	2846.9
 Slovenia	3520.2	147.85	4686.7	3323.2	139.58	4424.6	3272
 South Africa	2737.8	114.99	3645.1	2655.9	111.55	3536	
 Spain	2772.7	116.45	3691.5	2503.8	105.16	3333.6	2449.8
 Sri Lanka	477.9	20.07	636.3	487.5	20.48	649.1	
 Sudan	370.9	15.58	493.9	374.8	15.74	499	
 Sweden	5468.2	229.67	7280.4	5131.5	215.52	6832.1	4811
 Switzerland	3348.8	140.65	4458.5	3304	138.77	4399	3074.8
 Syrian Arab Republic	1063.0	44.64	1415.2	668.1	28.06	889.6	
 Tajikistan	335.5	14.09	446.7	302.7	12.71	403.1	
 Tanzania	447.8	18.81	596.1	469.7	19.73	625.4	
 Thailand	1698.9	71.35	2261.9	1987.6	83.48	2646.3	
 Togo	446.1	18.74	593.9	462.6	19.43	615.9	
 Trinidad and Tobago	15913.3	668.36	21187.0	14537.6	610.58	19355.3	
 Tunisia	912.8	38.34	1215.3	956.5	40.17	1273.5	
 Turkey	1445.1	60.69	1924.0	1528.2	64.18	2034.6	1540.5
 Turkmenistan	4225.9	177.49	5626.3	5011.6	210.49	6672.5	

 Ukraine	2844.9	119.49	3787.7	2553.2	107.23	3399.3	
 United Arab Emirates	8271.5	347.40	11012.6	7691	323.02	10239.8	
 United Kingdom	3254.1	136.67	4332.5	2977.7	125.06	3964.5	2751.6
 United States	7164.5	300.91	9538.8	6915.8	290.47	9207.8	6917.4
 Uruguay	1240.9	52.12	1652.1	1350.5	56.72	1798.1	
 Uzbekistan	1533.0	64.39	2041.1	1419.5	59.62	1889.9	
 Venezuela	2668.6	112.08	3553.0	2271.2	95.39	3023.9	
 Vietnam	681.4	28.62	907.2	667.6	28.04	888.9	
 Yemen	297.9	12.51	396.6	323.7	13.6	431	
 Zambia	627.8	26.37	835.9	631.5	26.52	840.7	
 Zimbabwe	764.0	32.09	1017.2	757.5	31.82	1008.6	

See also

- [List of countries by carbon dioxide emissions per capita](#)
- [Energy intensity by country](#)
- [European countries by fossil fuel use \(% of total energy\)](#)
- [European countries by electricity consumption per person](#)

References

1. "World Development Indicators I Data" (<http://data.worldbank.org/data-catalog/world-development-indicators>). *data.worldbank.org*. Retrieved 2016-09-17.
2. [convertenergy from koe to kWh \(https://www.unitjuggler.com/convert-energy-from-koe-to-kWh.html?val=10000\)](https://www.unitjuggler.com/convert-energy-from-koe-to-kWh.html?val=10000)
3. "Energy Use Per Capita" (<http://data.worldbank.org/indicator/EG.USE.PCAP.KG.OE>). *World Development Indicators*. World Bank. Retrieved 2012-12-26.
4. "International - U.S. Energy Information Administration (EIA)" (<http://www.eia.gov/cfapps/ipdbproject/iedindex3.cfm?tid=44&pid=45&aid=2&cid=regions&syid=2007&eyid=2011&unit=QBTU>).
5. "EBRD celebrates energy efficiency in Kosovo" (<http://www.ebrd.com/news/2014/-ebrd-celebrates-energy-efficiency-in-kosovo.html>). EBRD. Retrieved 6 May 2015.

Retrieved from "https://en.wikipedia.org/w/index.php?title=List_of_countries_by_energy_consumption_per_capita&oldid=1105938541"